PORCH POST BASE ANCHORS (PBA-P)

PRODUCT FEATURES:

Porch Post Base Anchors (PBA-P) are used to attach the base of a wood post to a concrete foundation. These anchors are designed to withstand vertical construction loads prior to pouring of concrete and to support permanent porch framing throughout all stages of construction.

MATERIAL:

PBA-P Strap & SO – 12 Gauge

COATING:

Galvanized (G185)

INSTALLATION:

- Use all specified fasteners in schedule to achieve allowable load values.
- The designer or specifier shall check the requirements and capacity of wood post and concrete for resisting gravity and uplift loads.
- Nails (10d common) and concrete screws are NOT included.
- Clean surface, place Post Base Porch Strap in position and install the screws per manufacturer's installation procedures.
- Insert the stand-off plate over the strap and position the wood post on top.
- Attach Post Base Porch Strap to wood post using 10d common nails on both sides

CODE COMPLIANCE:

TER 0910-01; FL 3557

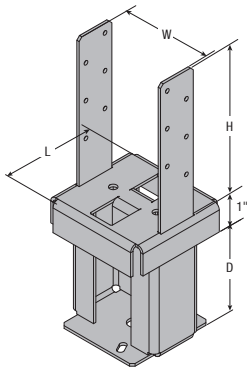

PBA44-4P/6P
PBA66-4P/6P

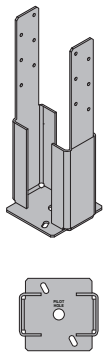

STRAP

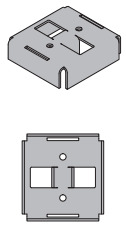

STAND-OFF (SO)

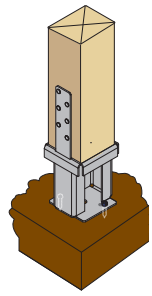

Prior to Concrete Pour

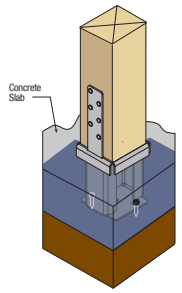

Embedded in Concrete

ALLOWABLE LOADS FOR PORCH POST BASE ANCHORS, LB (PBA-P)[1,2,3]

Part No.	Strap Dimensions (in.)				Steel Thickness (Gauge)		Fasteners		SP (0.55) / DF-L (0.50)			
							Post		Prior to Concrete Pour		Embedded in Concrete	
									Bearing	Uplift	Bearing	Uplift
	W	L	H	D	Strap	Stand-Off	Qty	Size	1.0	1.6	1.0	1.6
PBA44-4P	3-5/8	3-5/8	5-7/8	4	12	12	12	10d	7,900	440	7,900	2,700
PBA44-6P				6								
PBA66-4P	5-5/8	5-5/8	5-5/8	4	12	12	12	10d	12,775	440	12,775	2,700
PBA66-6P				6								

NOTES:

1. Use two (2) 1/4" x 1-1/2" concrete screws to install prior to concrete pour. Minimum allowable pullout is 220 lb per screw with minimum edge and spacing of 2-1/2".
2. Allowable load values provided are for wet service condition, no further reduction required.
3. Minimum concrete compressive strength shall be 2,500 psi. Concrete design shall be performed by others.

PAS SERIES

PRODUCT FEATURES:

QuickTie™ Purlin Anchor Straps (PAS) are used for joist to concrete or CMU wall attachment and foundation applications.

MATERIAL:

PAS Series - 12 Gauge

COATING:

Galvanized (G185)

INSTALLATION:

- Use all specified fasteners in schedule to achieve the values indicated.
- PAS Series requires a minimum of 4" and 6" embedment into the concrete and CMU walls, respectively.
- Minimum concrete compressive strength is 2,500 psi.

CODE COMPLIANCE:

TER 0910-01; FL 3557

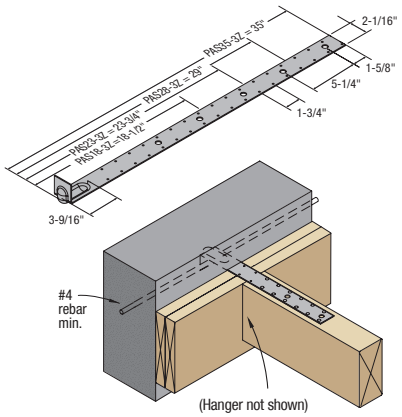

PAS18-3Z
PAS23-3Z
PAS28-3Z
PAS35-3Z

Purlin-to-Wall Attachment

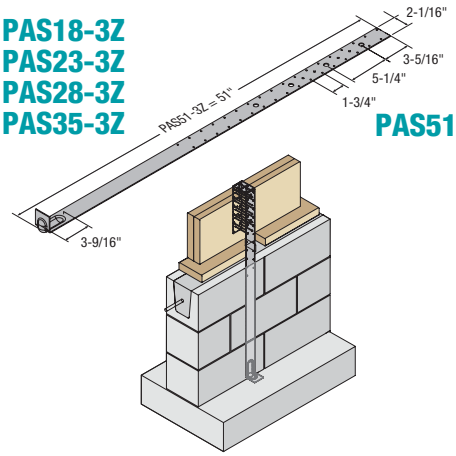

PAS51-3Z

Rim Joist-to-CMU Stem Wall Attachment

ALLOWABLE TENSION LOADS FOR PURLIN ANCHORS (LB)[1]

Part		Embedment Length, L_e (in.)		Stud Fasteners		Allowable Loads (lb)[1,4]			
						SP / DF-L (SG = 0.50)		HF / SPF	
						Floor	Uplift	Floor	Roof
No.	Length, L (in.)	Concrete[2]	CMU[3]	Type	Qty	1.0	1.6	1.0	1.6
PAS18-3Z	18-1/2	4	6	10d (0.148 x 3")	12	1,685	2,700	1,465	2,340
PAS23-3Z	23-3/4				16	2,250	3,600	1,950	3,120
PAS28-3Z	29				16	2,250	3,600	1,950	3,120
PAS35-3Z	35				16	2,250	3,600	1,950	3,120
PAS51-3Z	51				10	1,405	2,250	1,220	1,950

NOTES:

1. Minimum wood member size is 3" x 31/2".
2. Minimum compressive strength of concrete is 3,000 psi.
3. Minimum compressive strength of grout-filled CMU is 2,000 psi.
4. Total deflection of connector assembly at highest allowable load is 0.031".