ALLOWABLE LOADS FOR TSH SERIES HANGERS (FACE MOUNT)[1,2,3,4]

Part No.	Hanger Dimensions (in.)			Steel Thick.	Fasteners				SP (G = 0.55)				DF-L (G = 0.50)				HF/SPF (G = 0.42)			
	Width, W	Height, H	Depth, D		Header		Joist		Floor	Roof	Roof	Uplift	Floor	Roof	Roof	Uplift	Floor	Roof	Roof	Uplift
					Qty	Size	Qty	Size	1.0	1.15	1.25	1.6	1.0	1.15	1.25	1.6	1.0	1.15	1.25	1.6
TSH29	1-5/8	9-11/16	1-3/4	18 ga	16	10d	4	10d	2,115	2,115	2,115	1,155	1,910	1,910	1,910	1,070	1,455	1,455	1,455	925
TSH213	1-5/8	13-5/16	1-3/4	18 ga	14	10d	4	10d	2,115	2,115	2,115	1,005	1,930	1,930	1,930	930	1,480	1,570	1,570	805
TSH218	1-5/8	17-3/16	1-3/4	18 ga	18	10d	4	10d	2,115	2,115	2,115	850	1,950	1,950	1,950	790	1,505	1,680	1,680	685
TSH218-2	3-1/8	17-11/16	1-3/4	16 ga	22	16d	6	16d	4,100	4,715	5,120	2,835	3,790	4,355	4,735	2,710	2,965	3,410	3,705	2,335
TSH222-2	3-1/8	22-3/16	1-3/4	16 ga	22	16d	6	16d	4,100	4,715	5,120	2,835	3,790	4,355	4,735	2,710	2,965	3,410	3,705	2,335
TSH413	3-5/8	13-5/16	1-3/4	18 ga	14	16d	4	16d	2,160	2,485	2,700	1,145	1,995	2,295	2,495	1,065	1,720	1,980	2,150	925
TSH418	3-5/8	17-1/2	1-3/4	16 ga	22	10d	6	10d	3,275	3,770	4,095	1,950	3,030	3,480	3,785	1,800	2,620	3,010	3,275	1,555
					22	16d	6	16d	4,100	4,715	5,120	2,440	3,790	4,355	4,735	2,255	3,330	3,765	4,095	1,945
TSH422	3-5/8	22	1-3/4	16 ga	22	16d	6	16d	4,100	4,715	5,120	2,440	3,790	4,355	4,735	2,255	3,275	3,765	4,095	1,945
TSH422-2	7-1/4	22-11/16	2-1/2	14 ga	30	16d	6	16d	5,190	5,190	5,190	2,400	4,800	4,800	4,800	2,220	4,150	4,150	4,150	1,920
TSH426	3-5/8	26	2-1/2	14 ga	30	16d	6	16d	4,990	4,990	4,990	2,435	4,555	4,615	4,615	2,260	3,375	3,880	3,990	1,970
TSH426-2	7-1/4	26-1/16	2-1/2	14 ga	38	16d	6	16d	5,190	5,190	5,190	2,400	4,800	4,800	4,800	2,220	4,150	4,150	4,150	1,920

NOTES:

1. Nails designated as 16d shall be 16d common nails (0.162" x 3.5", F_{yb} = 90,000 psi) and 10d shall be 10d common nails (0.148" x 3", F_{yb} = 90,000 psi), unless otherwise noted in the tables.
2. Allowable loads are provided for load duration factors (C_D) of 1.0, 1.15, 1.25 and 1.6.
3. Uplift loads have been increased for wind/earthquake load duration (C_D = 1.6). No further increases permitted. Allowable uplift loads shall be reduced where other load conditions govern.
4. Allowable loads labeled "Floor" and "Roof" represent gravity loads.

TRUSS HIP-JACK HANGERS (THJH)

PRODUCT FEATURES:

The truss hip/jack hanger is designed to securely attach the hip and jack trusses to the girder truss, its wide seat design allows for the use of both 2-ply and a combination of 1-ply and 2-ply hip and jack trusses.

MATERIAL:

THJH / THJH-W - 12 ga

COATING:

Galvanized (G185)

INSTALLATION:

- Use all specified fasteners in schedule to achieve values indicated.

CODE COMPLIANCE:

TER 1811-03, FL 3557

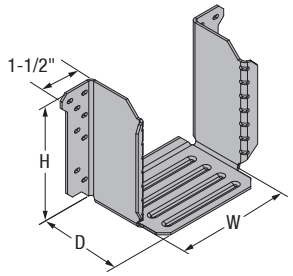

THJH

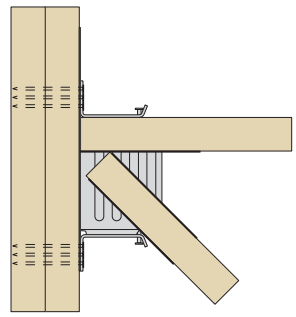

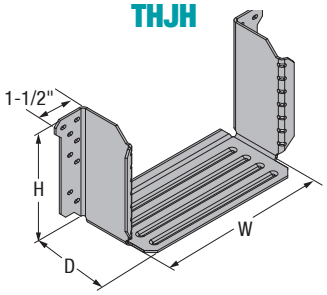

THJH-W

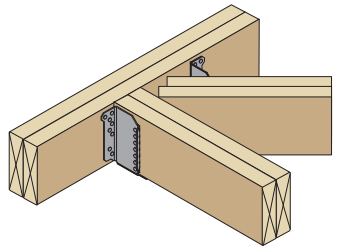

ALLOWABLE LOADS FOR THJH (LB)[1,2]

Part No.	Joist Size	Hanger Dimensions (in.)			Fasteners				SP/DF-L (0.50)				HF/SPF (0.42)			
		Width, W (in.)	Height, H (in.)	Depth, D (in.)	Headers		Joist		Floor	Roof	Roof	Uplift	Floor	Roof	Roof	Uplift
					Qty	Size	Qty	Size	1.0	1.15	1.25	1.6	1.0	1.15	1.25	1.6
THJH26	2x6	5-1/8	5-3/8	3-1/2	16	10d Common	14	10d x 1-1/2	2,255	2,435	2,435	1,425	1,960	2,120	2,120	1,235
THJH26-W	(2) 2x6	8-1/8	5-3/8	3-1/2	16	10d Common	14	10d Common	2,255	2,590	2,710	1,675	1,950	1,950	1,950	1,455

NOTES:

1. Allowable loads are the combined loads of the hip and jack members: 65% of the load shall be distributed by the hip member, and 35% of the load shall be distributed by the jack.
2. Allowable loads applicable for hip skews up to 45 deg.