TRUSS STRAP HANGERS (TSH)

PRODUCT FEATURES:

TSH (Truss Strap Hangers) are long strap hangers designed for both face mount and top mount applications.

MATERIAL:
TSH Series – 18 ga, 16 ga, & 14 ga

COATING:
Galvanized (G185)

INSTALLATION:

- Use all specified fasteners in schedule to achieve values indicated.

CODE COMPLIANCE:
TER 1811-03, FL 3557

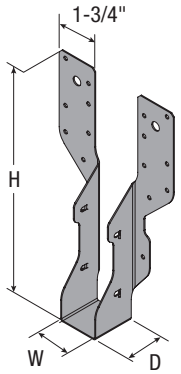

TSH2X

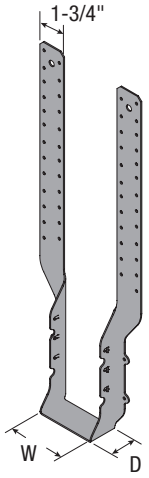

TSH4X

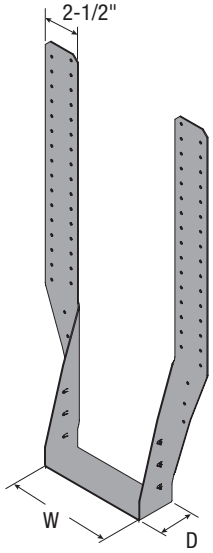

TSH4X (2-PLY)

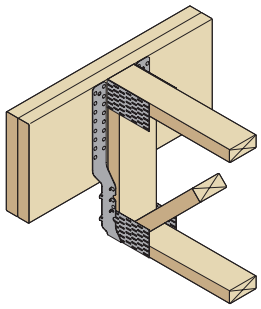

Face Mount

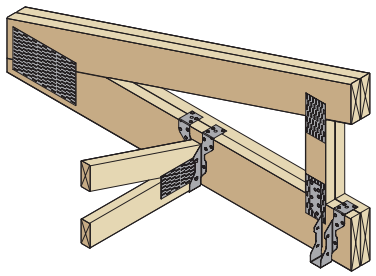

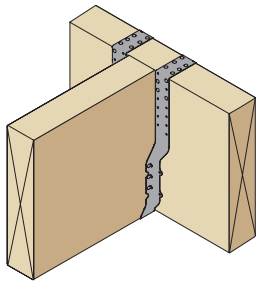

Top Mount

ALLOWABLE LOADS FOR TSH SERIES HANGERS (TOP MOUNT)[1,2,3,4]

Part No.	Hanger Dimensions (in.)			Steel Thick.	Fasteners					SP (G = 0.55)				DF-L (G = 0.50)				HF/SPF (G = 0.42)			
	Width, W	Height, H	Depth, D		Header			Joist		Floor	Roof	Roof	Uplift	Floor	Roof	Roof	Uplift	Floor	Roof	Roof	Uplift
					Qty Face	Qty Top	Size	Qty	Size	1.0	1.15	1.25	1.6	1.0	1.15	1.25	1.6	1.0	1.15	1.25	1.6
TSH29	1-5/8	9-11/16	1-3/4	18 ga	6	4	10d	4	10d	2,345	2,695	2,875	1,155	2,025	2,325	2,530	1,070	1,505	1,735	1,885	925
TSH213	1-5/8	13-5/16	1-3/4	18 ga	6	4	10d	4	10d	2,435	2,800	2,985	1,000	2,110	2,420	2,635	930	1,580	1,820	1,975	805
TSH218	1-5/8	17-3/16	1-3/4	18 ga	6	4	10d	4	10d	2,520	2,900	3,090	840	2,190	2,515	2,735	785	1,650	1,900	2,065	680
TSH218-2	3-1/8	17-11/16	1-3/4	16 ga	6	4	16d	6	16d	4,625	4,745	4,745	2,835	3,990	4,585	4,665	2,690	2,965	3,410	3,705	2,325
TSH222-2	3-1/8	22-3/16	1-3/4	16 ga	6	4	16d	6	16d	4,625	4,745	4,745	2,835	3,990	4,585	4,665	2,690	2,965	3,410	3,705	2,325
TSH413	3-5/8	13-5/16	1-3/4	18 ga	6	4	16d	4	16d	3,115	3,115	3,115	1,140	2,875	2,875	2,875	1,060	1,315	1,510	1,640	920
TSH418	3-5/8	17-1/2	1-3/4	16 ga	6	4	10d	6	10d	3,800	3,800	3,800	1,785	3,525	3,525	3,525	1,650	2,345	2,555	2,620	1,430
					6	4	16d	6	16d	4,490	4,490	4,490	2,425	3,970	3,970	3,970	2,260	3,000	3,595	3,595	1,950
TSH422	3-5/8	22	1-3/4	16 ga	6	4	16d	6	16d	4,490	4,490	4,490	2,425	3,970	3,970	3,970	2,260	3,000	3,595	3,595	1,950
TSH422-2	7-1/4	22-11/16	2-1/2	14 ga	8	4	16d	6	16d	4,055	4,055	4,055	2,390	3,830	3,830	3,830	2,210	3,315	3,315	3,315	1,910
TSH426	3-5/8	26	1-3/4	14 ga	8	4	16d	6	16d	4,645	4,645	4,645	2,420	4,350	4,350	4,350	2,245	3,375	3,765	3,765	1,955
TSH426-2	7-1/4	26-1/16	2-1/2	14 ga	8	4	16d	6	16d	4,055	4,055	4,055	2,390	3,830	3,830	3,830	2,210	3,315	3,315	3,315	1,910

NOTES:

1. Nails designated as 16d shall be 16d common nails (0.162" x 3.5", F_{yb} = 90,000 psi) and 10d shall be 10d common nails (0.148" x 3", F_{yb} = 90,000 psi), unless otherwise noted in the tables.
2. Allowable loads are provided for load duration factors (C_D) of 1.0, 1.15, 1.25 and 1.6.
3. Uplift loads have been increased for wind/earthquake load duration (C_D = 1.6). No further increases permitted. Allowable uplift loads shall be reduced where other load conditions govern.
4. Allowable loads labeled "Floor" and "Roof" represent gravity loads.