ALLOWABLE LOADS FOR CCS & ECCS (LB)[1,2]

	Part No.	Steel Thick., ga	Dimensions (in.)				Fastener Schedule[1]				Allowable Loads (lb)*	
							Beam		Post		SP/DF-L (0.50)	
			W1	W2	H	L	Qty	Type	Qty	Type	Bearing (C_D = 1.0)[2]	Uplift (C_D = 1.6)[3]
ECCS	ECCS325-4	7	3-1/4	3-5/8	7	8-1/2	14	SWH3	14	SWH3	15,385	7,205
	ECCS325-6	7	3-1/4	5-1/2							15,385	
	ECCS44	7	3-5/8	3-5/8							17,815	
	ECCS45	7	3-5/8	5-3/8							17,225	
	ECCS46	7	3-5/8	5-1/2							19,525	
	ECCS4-71	7	3-5/8	7-1/8							21,820	
	ECCS48	7	3-5/8	7-1/2							19,525	
	ECCS525-4	3	5-1/4	3-5/8	7	8-1/2	14	SWH3	14	SWH3	23,445	7,205
	ECCS525-6	3	5-1/4	5-1/2							28,665	
	ECCS525-8	3	5-1/4	7-1/2							31,950	
	ECCS5-71	7	5-3/8	7-1/8							32,730	
	ECCS64	7	5-1/2	3-5/8	7	8-1/2	14	SWH3	14	SWH3	24,710	7,205
	ECCS66	7	5-1/2	5-1/2							30,355	
	ECCS6-71	7	5-1/2	7-1/8							30,680	
	ECCS68	7	5-1/2	7-1/2							30,680	
	ECCS74	3	6-7/8	3-5/8	7	8-1/2	14	SWH3	14	SWH3	28,840	7,205
	ECCS76	3	6-7/8	5-1/2							37,655	
	ECCS77	3	6-7/8	6-7/8							37,655	
	ECCS78	3	6-7/8	7-1/2							37,655	
	ECCS71-4	3	7-1/4	3-5/8	7	8-1/2	14	SWH3	14	SWH3	29,650	7,205
	ECCS71-6	3	7-1/4	5-1/2							37,050	
	ECCS71-71	3	7-1/4	7-1/4							39,050	
	ECCS71-8	3	7-1/4	7-1/2							39,050	
	ECCS84	7	7-1/2	3-5/8	7	8-1/2	14	SWH3	14	SWH3	31,275	7,205
	ECCS86	7	7-1/2	5-1/2							39,260	
	ECCS88	7	7-1/2	7-1/2							41,835	
	ECCS94	7	8-7/8	3-5/8	7	8-1/2	14	SWH3	14	SWH3	35,275	7,205
	ECCS96	7	8-7/8	5-1/2							44,760	
	ECCS98	7	8-7/8	7-1/2							48,810	
	ECCS106	7	9-1/2	5-1/2	7	8-1/2	14	SWH3	14	SWH3	48,050	7,205

NOTES:
1. Refer to page 71 for structural wood screw SWH3 (1/4" x 3") details.
2. Allowable uplift loads are provided for load duration factor (C_D) of 1.6. No further increase is permitted.

*Allowable loads per NDS calculations, call QT for code approval information.

PCS/PCES SERIES

PRODUCT FEATURES:

PCS and PCES are post caps and end post caps used for post-to-beam connection applications.

MATERIAL:

PCS/PCES – 18 ga

COATING:

Galvanized (G185)

INSTALLATION:

- Use all specified fasteners in schedule to achieve values indicated.

CODE COMPLIANCE:

TER 0910-01, FL 3557

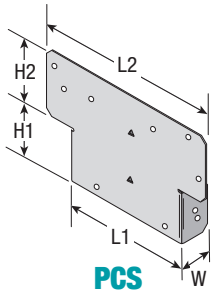

PCS

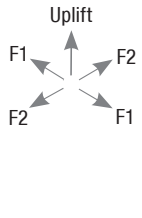

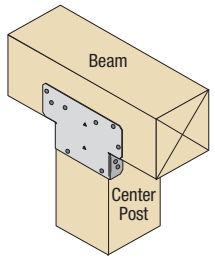

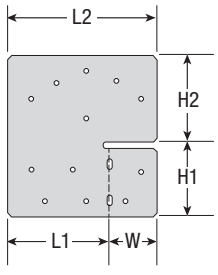

PCES44

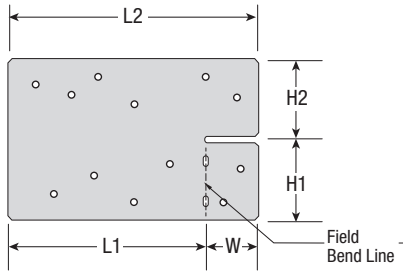

PCES66

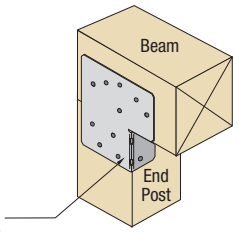

ALLOWABLE LOADS FOR PCS/PCES (LB)[1,2]

Part No.	Part No.	Dimensions					Fasteners Per Pair of Post Caps			Allowable Loads (lb) Per Pair of Post Caps (C_D = 1.6)					
		Width (in.)	Length (in.)		Height		Nail Size	Quantity		SP (0.55)		DF-L (0.50)		HF/S-P-F (0.42)	
		W	L1	L2	H1	H2		Beam	Post	Uplift	F1	Uplift	F1	Uplift	F1
PCS	PCS44	1-3/8	3-9/16	6-1/4	2-5/8	2-7/8	16d Common (0.162 x 3.5")	12	12	2,935	2,175	2,295	1,950	2,295	1,870
	PCS44R	1-1/2	4	7											
	PCS66	1-1/4	5-1/2	8											
	PCS66R	1-1/2	6	9											
PCES	PCES44	1-1/2	3-1/4	4-3/4	2-3/8	2-3/4	16d Common (0.162 x 3.5")	12	12	1,955	1,500	1,800	1,220	1,550	1,090
	PCES66	1-1/2	5-1/2	7	2-3/8	2-1/8		12	12	1,645	1,205	1,520	925	1,310	835

NOTES:
1. Allowable loads and fastener size/quantity provided are for a pair of post caps and end post caps.
2. Allowable loads are provided for a load duration factor (C_D) of 1.6. No further increase is permitted.