Uplift Spacing Table

QuickTie™ Placement

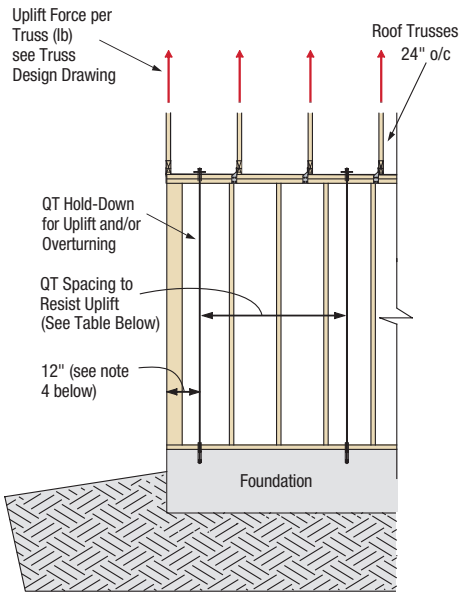

Header Tie-Down Requirements

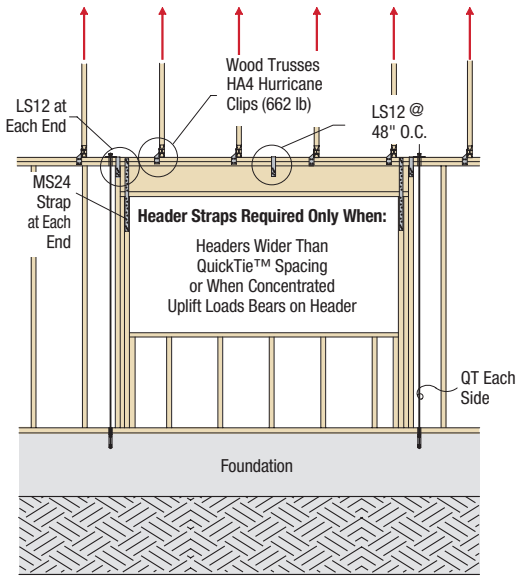

Girder Tie-Downs

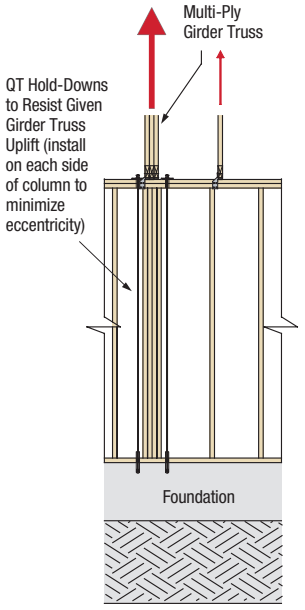

NOTES:

1. Sheathing for shear walls removed for clarity.
2. All QuickTie™ cables shall be installed according to these specifications unless designed and certified by a registered design professional.
3. Install QuickTie™ cables at each end of all shear wall segments. More than one QuickTie™ may be required to resist combined forces due to uplift and overturning.
4. Refer to Table for maximum spacing requirements for QuickTie™ cables used to resist uplifts only. Install one QuickTie™ within 12" of each load bearing corner (one side of corner, preferably the side where the top plates lap over the other wall.)
5. Allowable loads provided in this figure are for QuickTie™ System only. Building designer must verify that the wall structural framing elements are capable of transferring the loads to the QTS.
6. See header connection schedule for connections required for headers 8'-0" and greater.
7. Use only QuickTie™ System materials as supplied by Quick Tie Products, Inc.

QUICKTIE™ SPACING AND QT CONNECTORS FOR RESISTING UPLIFT FORCES

QT Spacing ft-in. (in.)	TRUSSES/RAFTERS @ 16" O.C.				TRUSSES/RAFTERS @ 24" O.C.			
	Allowable Truss Uplift Load with QTB (lb)	No. & Type of Truss-to-Top Plate QT Connectors	Allowable Truss Uplift Load with QTG (lb)	No. & Type of Truss-to-Top Plate QT Connectors	Allowable Truss Uplift Load with QTB (lb)	No. & Type of Truss-to-Top Plate QT Connectors	Allowable Truss Uplift Load with QTG (lb)	No. & Type of Truss-to-Top Plate QT Connectors
1'-4" (16")	1,910	(2) HTS16	3,180	(2) HTS16	1,910	(2) HTS16	3,180	(2) HTS16
2'-0" (24")	1,275	(2) HA6	2,120	(2) HTS16	1,910	(2) HTS16	3,180	(2) HTS16
2'-8" (32")	955	(2) HA6	1,590	(1) HTS16	1,435	(1) HTS16	2,385	(2) HTS16
4'-0" (48")	635	(1) HA6	1,060	(2) HA6	955	(2) HA6	1,590	(1) HTS16
5'-4" (64")	480	(1) HA6	795	(2) HA6	715	(2) HA6	1,195	(2) HA6
6'-0" (72")	425	(1) HA6	705	(2) HA6	635	(1) HA6	1,060	(2) HA6
6'-8" (80")	380	(1) HA6	635	(1) HA6	575	(1) HA6	955	(2) HA6
8'-0" (96")	320	(1) HA6	530	(1) HA6	400	(1) HA6	795	(2) HA6

NOTES:

1. Use only QuickTie™ System materials as specified and supplied by Quick Tie Products, Inc.
2. The allowable load for QTB is 1,910 lb and QTG is 3,180 lb.
3. Minimum requirements for QT: Edge distance = 2-1/4 in., End distance = 6 in., Embedment = 4 in. and Concrete compressive strength = 2,500 psi.
4. Loads require a minimum 1/2" thick gypsum wall board on each side of the studs with 1-1/2" long wallboard nails spaced at 6" o.c. at edges and 12" o.c. in the field.
5. If QT's spaced at 4 ft or greater and no structural sheathing is provided, (1) LS18 strap shall be installed at mid-spacing to prevent top plate bending.
6. The allowable uplift load (C_D = 1.6) per connector with Southern Pine (SG = 0.55) lumber and 10d x 1-1/2" nails:
   a. HA6 = 650 lb and HTS16 = 1,665 lb.