

HA4, HA6, HA8, HA10, QGC, LTS, MTS & HTS

PRODUCT FEATURES:

Hurricane Anchors/Clips (HA4, HA6, HA8 & HA10) add increased resistance to wind uplift. HA's reduces toe-nailing, utilizing correctly located nail holes for fast, easy and strong attachment of rafters and trusses to plates and studs.

The QuickTie™ Girder Connectors (QGC & QGCW) are used for girder truss connections where uplift load requirements are high.

The Twist Straps - Light (LTS), Medium (MTS) and Heavy (HTS) - are used to resist wind uplift and manufactured in lengths of 16", 20", 24" and 28". The straps have an offset shape to allow for twisting and bending. Each strap is 1-1/4" wide with nail holes (staggered across the width) punched at 1" along its length.

MATERIAL:

- HA4, HA6, HA8 & HA10 - 18 Gauge
- QGC - 12 Gauge
- LTS - 18 Gauge
- MTS - 16 Gauge
- HTS - 14 Gauge

COATING:

Galvanized (G185)

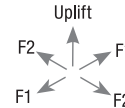
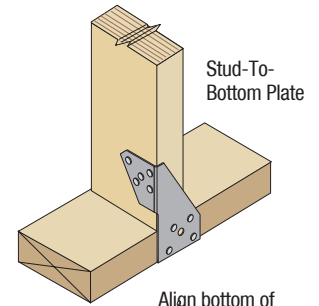
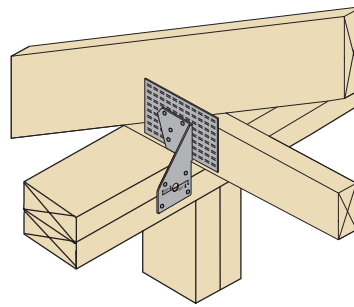
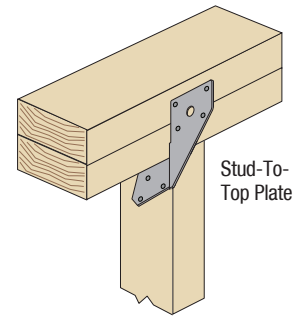
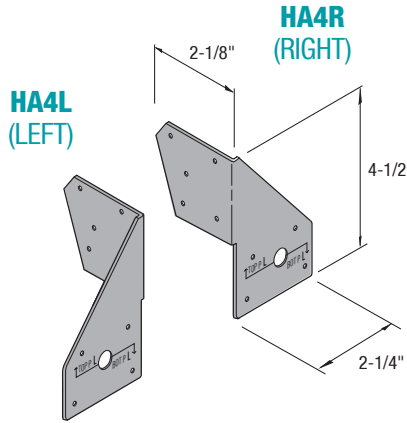


INSTALLATION:

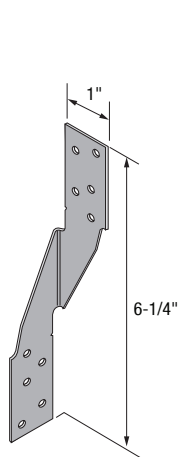
- Use all specified fasteners in schedule to achieve the tabulated values.

CODE COMPLIANCE:

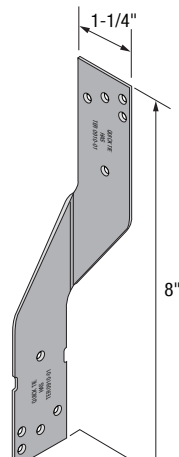
TER 0910-01; FL 3557



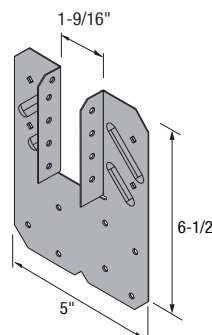
Align bottom of connector to bottom of wood plate.



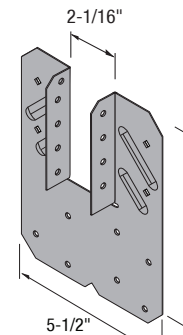
HA6



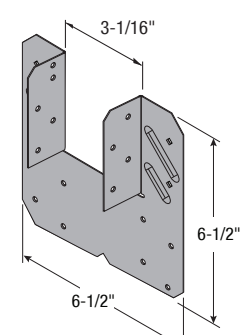
HA8



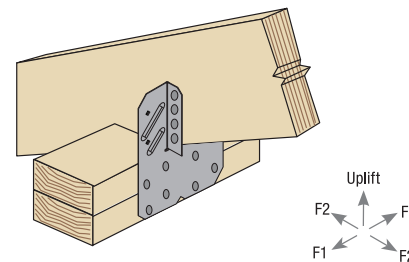
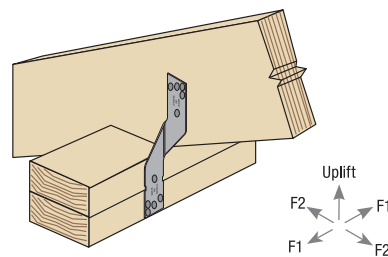
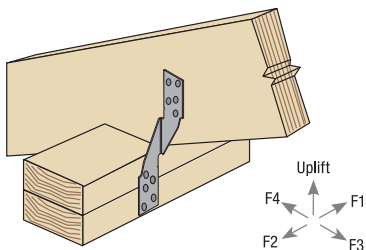
HA10



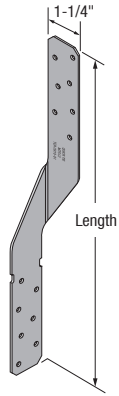
HA10R



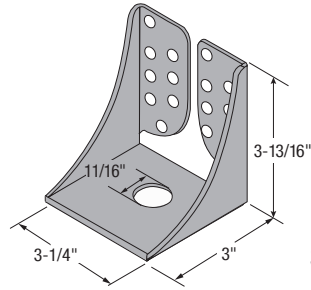
HA10-2



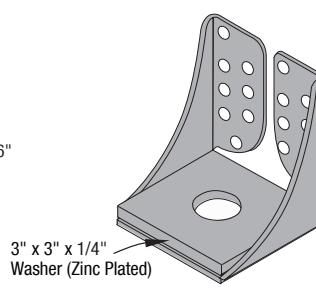
Hurricane Anchors and Twist Straps



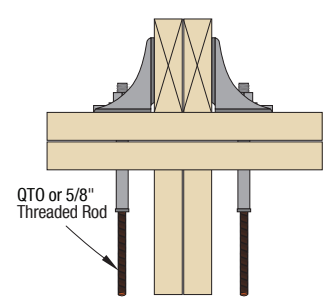
LTS, MTS & HTS



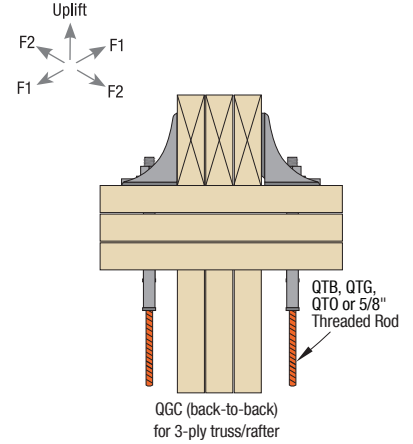
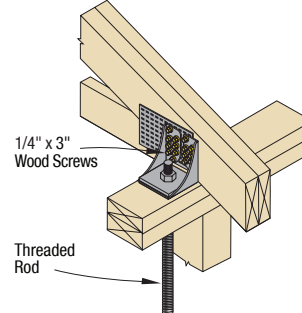
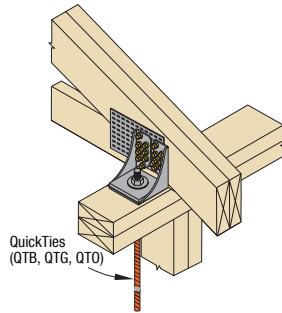
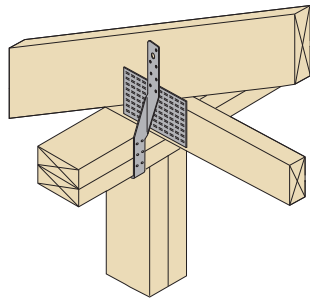
QGC for QT Cables
(Part includes structural wood screws)



QGCW for Threaded Rods
(Part includes washer and structural wood screws)



QGC (back-to-back)
for 2-ply truss/rafter



ALLOWABLE LOADS FOR HA4, HA6, HA8, HA10 & QGC^{1,2} AND MTS & HTS (LB)^{3,4,5}

Products	Type	Fasteners	Southern Pine (SG = 0.55)				Douglas Fir-Larch (SG = 0.50)				Spruce-Pine-Fir (SG = 0.42)						
			Rafter/Truss	Plates	Uplift		F1	F2	Uplift		F1	F2	Uplift		F1	F2	
					1.0	1.6	1.6	1.6	1.0	1.6	1.6	1.6	1.0	1.6	1.6	1.6	
HA	HA4	8d x 1-1/2 (0.131 x 1.5")	5	4	-	662	180	120	-	599	158	120	-	514	135	106	
		10d x 1-1/2 (0.148 x 1.5")			-	662	180	120	-	599	158	120	-	514	135	106	
	HA6	8d x 1-1/2 (0.131 x 1.5")	5	5	535	705	145	140	495	655	125	125	425	575	80	100	
		10d x 1-1/2 (0.148 x 1.5")			-	600	61	61	-	600	61	61	-	485	61	61	
HA8	8d x 1-1/2 (0.131 x 1.5")	5	5	-	815	94	94	-	705	69	69	-	540	69	69		
	10d x 1-1/2 (0.148 x 1.5")			-	815	94	94	-	705	69	69	-	540	69	69		
HA10 HA10R HA10-2	10d x 1-1/2 (0.148 x 1.5")	9	8	1,005	1,140	560	335	930	1,055	515	310	800	910	335	220		
	10d Common (0.148 x 3")			1,005	1,350	560	330	930	1,245	515	280	800	1,075	335	230		
LTS	LTS12-3Z	12 ⁶	6 ⁷	10d x 1-1/2 (0.148 x 1.5")	755	875	-	-	695	810	-	-	600	700	-	-	
	LTS16-3Z																
	LTS18-3Z LTS20-3Z																
MTS	MTS12-3Z	14 ⁶	7 ⁷	10d x 1-1/2 (0.148 x 1.5")	895	1,085	-	-	825	1,000	-	-	715	865	-	-	
	MTS16-3Z																
	MTS20-3Z MTS24-3Z																
HTS	HTS16-3Z	22 ⁶	11 ⁷	10d x 1-1/2 (0.148 x 1.5")	1,445	1,665	-	-	1,340	1,540	-	-	1,160	1,330	-	-	
	HTS20-3Z																
	HTS24-3Z HTS28-3Z																
QGC	QGC	16	(1) QTB	1/4" Wood Screw (included)	1,910	1,910	-	-	1,910	1,910	-	-	1,910	1,910	-	-	
					(1) QTG	3,180	3,180	-	-	3,180	3,180	-	-	3,180	3,180	-	-
					(1) QTO	4,350	4,455	2,040	935	4,015	4,455	1,910	885	3,465	4,390	1,570	765
	QGCW	16	(1) 5/8" Threaded Rod	4,350	5,445	1,235	770	4,015	5,085	1,185	705	3,465	4,455	1,090	550		
QGC/QGCW	32	(2) QTO or (2) 5/8" Threaded Rods	8,715	8,715	-	-	8,450	8,450	-	-	7,295	7,295	-	-			

NOTES:

- Hurricane Anchors/Clips may be installed on both sides of the framing member for twice the load. QGC/QGCW may be installed on both sides (back-to-back) of the 3-ply rafter/truss for twice the load.
- The tabulated loads are valid for clips installed on the inside or the outside of the wall. However, to maintain a continuous load path for uplift, connections in close proximity to one another, such as truss-to-plate and plate-to-stud, clips should be installed on the same side of the wall.
- Straps do not have to be wrapped over the truss or rafter to achieve the loads shown.
- Straps may be installed on either side of the framing member.
- The number of fasteners shown in the table is the minimum required to achieve the loads shown.
- Minimum nails required per strap.
- Minimum nails at each end of the strap.

STUD PLATE TIES (RSPT)

PRODUCT FEATURES:

RSPTs (Stud Plate Ties) securely connect studs to top and bottom plates, helping protect structures against wind uplift. They're easy to use and work with both single or double studs and plates.

MATERIAL:

RSPT4 – 20 ga
RSPT6, RSPT6-2 – 18 ga

COATING:

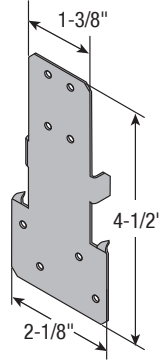
Galvanized (G185)

INSTALLATION:

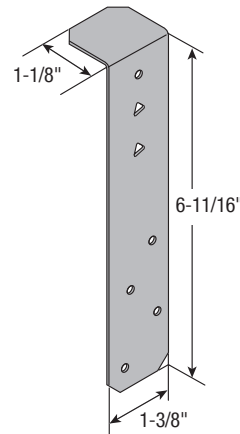
- Use all specified fasteners in schedule to achieve values indicated.
- Fill all round holes for sill plate and all round and triangle holes for top plate installations.

CODE COMPLIANCE:

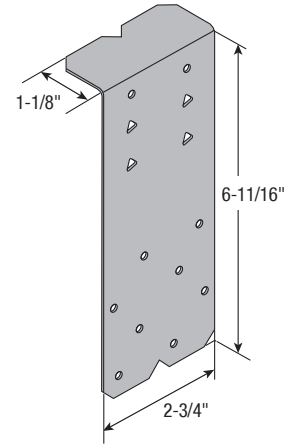
TER 0910-01



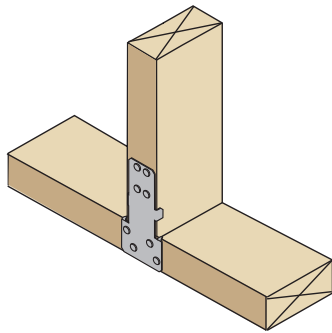
RSPT4



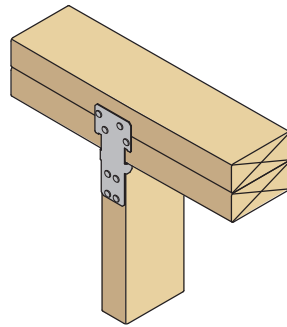
RSPT6



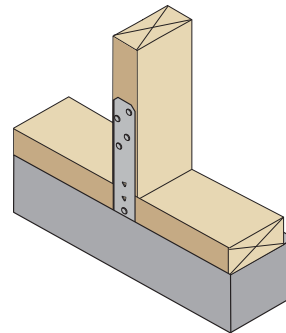
RSPT6-2



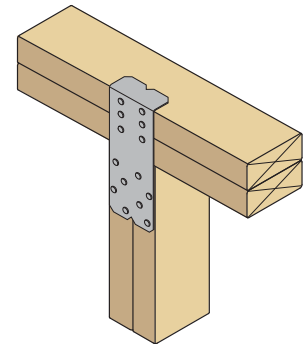
RSPT4 to Sill Plate Installation



RSPT4 to Double Top Plate Installation



RSPT6 to Sill Plate Installation



RSPT6-2 to Double Top Plate Installation

ALLOWABLE LOADS FOR STUD PLATE TIES (LB)¹

Part Name	Dimensions (in.)		Fasteners						Allowable Uplift (C ₀ = 1.6)			
	Width	Height	Stud		Double Top Plate		Single Sill Plate		Double Top Plate		Single Sill Plate	
			Qty	Size	Qty	Size	Qty	Size	SP/DF-L	HF/S-P-F	SP/DF-L	HF/S-P-F
RSPT4	2-1/8	4-1/2	4	8d x 1-1/2	4	8d x 1-1/2	4	8d x 1-1/2	515	440	435	375
RSPT6	2-1/8	6-11/16	4	10d x 1-1/2	3	10d x 1-1/2	1	10d x 1-1/2	475	415	350	325
RSPT6-2	2-1/8	6-11/16	8	10d x 1-1/2	6	10d x 1-1/2	2	10d x 1-1/2	945	830	705	650

NOTES:

1. Allowable loads are provided for a load duration factor (C_D) of 1.6, no further increase is allowed.